

NAME: _____ DATE: _____

CSPE: An introduction to democracy, elections and voting

CSPE

An Introduction to democracy, elections and voting

It is not necessary to carry out all the activities contained in this unit. Please see *Teachers' Notes* for explanations, additional activities, and tips and suggestions.

Theme	An introduction to democracy, elections and voting	
All students: Activities that are suitable for Learning Support, Language Support and the Mainstream Subject Class include:	Keywords	3
	Vocabulary File	4-6
	Activating Students' Existing Knowledge	7
	Completing Sentences	13
	Multiple Choice	14
	Planning and writing text	15-16
	Wordsearch	20
Learning support and Language support: Activities suitable for students receiving Learning or Language Support include:	Working with words	8
	Picture Sentences	9
	Odd One Out	10
	CSPE Keywords	11
	Unscramble the letters	12
	Alphaboxes	19
	Play Snap	21-24
Language support: Additional activities for Language Support:	Grammar points	17
	Vocabulary	18
Levels for Language Support	A1 – B1 The language level of each activity is indicated in an information box.	
Learning focus	Using CSPE textbooks and accessing curriculum content and learning activities.	
Acknowledgement	The <i>English Language Support Programme</i> acknowledges the permission of Gill and Macmillan to reproduce excerpts from <i>Impact!</i> by Jeanne Barrett & Fiona Richards.	

Note: The categorisation of activities is indicative only and should not prevent teachers from using any activities that are considered suitable for a particular group of students.

Making the best use of these units

Learning Record

A copy of the Learning Record should be distributed to each learning support and language support student.

Students should:

1. Write the subject and topic on the record.
2. Tick off/date the different statements as they complete activities.
3. Keep the record in their files along with the work produced for this unit.
4. Use this material to support mainstream subject learning.

Introduction of a topic or activity should ensure that students understand **what** they are doing and **why**. Many students will have some difficulty in understanding both the language in the activity and the instructions/purpose for carrying out the activity.

You can create your **personal teaching resource** by printing these units in full and filing them by subject in a large ring binder.

Encourage students to:

- Bring the relevant **subject textbooks** to learning/language support class. It does not matter if they have different textbooks as the activities in these units refer to vocabulary and other items that will be found in all subject textbooks. These units are based on curriculum materials.
- Take some **responsibility for their own learning** programmes by:



Developing a **personal dictionary** for different subjects, topics, and other categories of language, on an on-going basis. This prompt is a reminder.

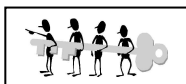


Have you ticked this activity on your Learning Record?

Recording what they have learnt on the **Learning Record**, which should be distributed at the start of each unit.



Keeping their own **files** with good examples of the work produced for different subjects and topics. This file will be an invaluable **learning resource** in supporting mainstream learning.



Indicates that answers may be found at the end of the unit.

Don't forget that many of the activities in these units are also suitable as **homework** tasks or for **self-study**.

NAME: _____ DATE: _____

CSPE: An introduction to democracy, elections and voting

Keywords

The list of keywords for this unit is as follows:

Nouns

amendments
ballot
ballot paper
bill/bills
cabinet
candidate/candidates
candidacy
chairperson
choice
clinics
committee
constituency
constitution
council
councillor
Dáil (Éireann)
democracy
department/departments
election
electors
electoral system
Fine Gael
Fianna Fáil
Garda station
government
health
issues
Labour
legislation
local authority
meeting
module
Oireachtas
Parliament

party/parties
politician
politics
polling booth
polling card
polling station
post office
president
Progressive Democrats
purpose
quota
referendum
register of electors
Seanad (Éireann)
secretary
Senate
Socialist Party
spoiled vote
tally (noun)
Tánaiste
Taoiseach
TD/TDs
Unionist
view/views
vote/votes
voters
voting station

Verbs

to attend
to cast a vote
to chair
to count
to decide
to declare
to elect

to eliminate
to enable
to fill out a ballot
to involve
to listen
to lobby
to make a choice
to make sure
to march
to register
to share
to sort
to spoil a vote
to tally
to transfer
to vote

Adjectives

civic
communal
concerned
individual (*adjective*)
local
national
nationalist
personal
political
responsible
social

Other key words

in order to
totally

NAME: _____ DATE: _____
CSPE: An introduction to democracy, elections and voting

Vocabulary file 1

Word	Meaning	Note or example*
amendments		
ballot		
candidate		
constituency		
council		
electorate		
legislation		

* You may wish to write a sentence or phrase, make a note of the page in your textbook where this word appears or, if English is not your first language, provide a translation into your language.



Get your teacher to check this and then file it in your folder so you can use it in the future.

NAME: _____ DATE: _____
CSPE: An introduction to democracy, elections and voting

Vocabulary file 2

Word	Meaning	Note or example
Local authority		
democracy		
politician		
politics		
cast a vote		
quota		
spoil a vote		



Get your teacher to check this and then file it in your folder so you can use it in the future.

NAME: _____ DATE: _____
CSPE: An introduction to democracy, elections and voting

Vocabulary file 3

Word	Meaning	Note or example
Taoiseach		
to count		
to decide		
to elect		
to lobby		
to vote		
in order to		



Get your teacher to check this and then file it in your folder so you can use it in the future.

NAME: _____ DATE: _____

CSPE: An introduction to democracy, elections and voting

Language Level: All
Type of activity: Whole class
Suggested time: 10 minutes

Activating students' existing knowledge

Use a spidergram to activate students' ideas and knowledge on the key points in this chapter. See **Teachers' Notes** for suggestions.

Possible key terms for the spidergram:

elections

government

- Invite newcomer students to provide key words in their own languages.
- Encourage dictionary use.
- Encourage all students to organise their vocabulary into relevant categories (e.g. meaning, nouns, keywords, verbs etc.).




All students should record vocabulary and terms from the spidergram in their personal dictionaries.

NAME: _____ DATE: _____

CSPE: An introduction to democracy, elections and voting

Language Level: A1
Type of activity: Pairs or individual
Suggested time: 30 minutes

Working with words- Tick the correct answer



- a) information
- b) voting booth
- c) committee
- d) logo



- a) a book
- b) a committee
- c) planet
- d) poster

Find these words in your textbook. Then put them in short sentences in your own words. Use a dictionary if necessary.

to vote _____

candidate _____

to elect _____

quota _____

purpose _____

tally _____



Check that these keywords are in your personal dictionary.

NAME: _____ DATE: _____

CSPE: An introduction to democracy, elections and voting

Language Level: A1
Type of activity: Pairs or individual
Suggested time: 30 minutes

Picture Sentences Tick the correct answer


1.

- a) This is cooking.
- b) This is the Dáil.
- c) This is a game.




2.

- a) This is a class.
- b) This is an election poster.
- c) This is a court.



3.

- a) This is a ballot box.
- b) This is a candidate.
- c) This is a train.



Finish these sentences using words from the box. Use each word once:

This is _____ .

This _____ .

Electors cast their _____ .

These _____ .

_____ is _____ .

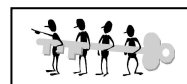
_____ are _____ .

a is
this
votes
are candidate
a these
is council
politicians
voters an
election

NAME: _____ DATE: _____

CSPE: An introduction to democracy, elections and voting

Language Level: A1 / A2
Type of activity: Pairs or individual
Suggested time: 20 minutes



Odd One Out

Circle the word which does not fit with the other words in each line.

Example: *apple* *orange* *banana* **taxi**

1. elect democracy candidate cat
2. polling station vote blue count
3. pencil GP clinics health
4. Dáil book Seanad Taoiseach

Write down all the words that you can use to describe **democracy**, **elections** and **voting**. Look at your textbook if you need help.

Write 4 sentences about elections and voting. You can write about an election in your school, in your local area or in Ireland or another country.

1. _____
2. _____
3. _____
4. _____

NAME: _____ DATE: _____

CSPE: An introduction to democracy, elections and voting

Language Level: A2 / B1
Type of activity: Individual
Suggested time: 40 minutes

CSPE Keywords

Fill in the missing letters of the keywords listed below.

On the line beside each word, write whether the word is a noun, an adjective or a verb.

1. p_li_ics _____

2. co__ti__tion _____

3. q_o_a _____

4. ca__id__t_ _____

Find these words in your textbook. Then put them in short sentences in your own words. Use a dictionary if necessary.

ballot _____

candidate _____

political party _____

to cast a vote _____

to elect _____

polling station _____



Check that these keywords are in your personal dictionary.

NAME: _____ DATE: _____

CSPE: An introduction to democracy, elections and voting

Language Level: A1 / A2
Type of activity: Pairs or individual
Suggested time: 20 minutes



Unscramble the letters

1. This is the first citizen of the state. EPSINRDET

Answer _____

2. People who can vote. ETECEALRTO

Answer _____

3. This is the leader of the Irish government. SAOTIEHAC

Answer _____

4. These are changes to a new bill in government. ENAMNTDMES

Answer _____

Look at each word as you write the answer.

Is your spelling correct?

Can you pronounce the word?

Do you know what the word means?

Have you got this word in your personal dictionary?



English=	C	F	I	L	N	O	P	S	T	U
Code=	B	X	Y	F	G	Q	R	O	L	E

Solve the secret code

example: OLQR! = STOP!

RQFYLYBO =

Language Level: A2 / B1
Type of activity: Pairs or individual
Suggested time: 30 minutes



Completing sentences

Fill in the blanks in these sentences. Use words from the Word Box below.

In order to vote in an election a person must be 18 years of age and their name must be on the Register of Electors. A person can _____ at a local post office, Garda Station or local authority office. If a person is registered to vote, they will receive a _____ card in the post a few days before an election. The purpose of polling cards is to allow a person to be identified when they go to vote and to make sure that they only vote once. To try to _____ more than once is an offence.

At the polling _____, which is usually a local primary school, a ballot paper is given to each person who arrives to vote. Care is needed when filling out a _____ paper because if it is not filled out properly it means the vote will not count, i.e. it will be a spoiled vote.

Word Box

vote station ballot
 polling register

Find these words in your textbook.

Write your own explanations for the words. Then write a note or example to help you remember the word.

Word	Page in textbook	Explanation	Note or example
government			
referendum			
politics			
parliament			

NAME: _____ DATE: _____

CSPE: An introduction to democracy, elections and voting

Language Level: A2 / B1
Type of activity: Individual
Suggested time: 30 minutes



Multiple choice

(Read the text below and choose the best answers)

In our voting system, which is called proportional representation or PR for short, a person can vote for as many candidates as appear on the ballot paper. To do this the voter writes 1 beside their first choice, 2 beside their second choice, 3 beside their third choice and so on. Voting is done privately in a polling booth so that no one can see a person's choice. This is called a secret ballot.

The day after an election the votes are counted. The people who count the votes are called tellers. A candidate is elected when they reach a quota. A quota is the smallest number of votes needed to be elected. Under the PR system people have one vote, but that vote is transferred from the voter's first choice to their other choices if the first choice candidate is elected. One of the reasons we have this electoral system is so that a larger section of the people's views can be heard and represented.

The sorting of votes happens at what is called the count. There are always more candidates than there are seats in the Dáil. Counting goes on until each candidate is either elected or eliminated. This may take several days. Political parties often have people present at the count known as tally persons, to keep an eye on how the voting is going. When a candidate reaches the quota it is the job of the returning officer, who supervises the count, to declare the candidate elected.

(Impact!, page 91-92)

1. How many candidates can you vote for under proportional representation?
 - a) one
 - b) as many as you like
 - c) as many as appear on the ballot paper
 - d) none
2. Where does a secret ballot happen?
 - a) at the count
 - b) in a polling booth
 - c) in the Dáil
 - d) in a café
3. What do tally persons do?
 - a) dance at a disco
 - b) sell tickets at the cinema
 - c) work in the Dáil
 - d) keep an eye on the count
4. Is it possible for a vote to be transferred under the PR system?
 - a) Yes
 - b) No
5. Can the returning officer declare the successful candidate elected?
 - a) Yes
 - b) No

NAME: _____ DATE: _____

CSPE: An introduction to democracy, elections and voting

Language Level: A2 / B1

Type of activity: Pairs / small groups

Suggested time: 40 minutes

Planning text

Use this chart to plan a short answer to the question, 'What does a government do?'

Introduction

First paragraph


Second paragraph

Concluding points

Important words for this topic.

What is the difference between elected and unelected?

Look carefully at the spelling.



NAME: _____ DATE: _____

CSPE: An introduction to democracy, elections and voting

Use your plan and your textbook to answer the question:

'What does a government do?'



When your teacher has checked this, file it in your folder so you can use it in the future.

NAME: _____ DATE: _____
CSPE: An introduction to democracy, elections and voting

Language Level: All
Type of activity: Individual
Suggested time: 30 minutes

Grammar points

In this Unit, we came across the following nouns:

- legislation
- Taoiseach
- candidate

Look up these words up in your dictionary. Find different ways of saying these three things.

Noun Hunt

Circle the 10 nouns in these columns. Score 4 points for each correct answer. Who will score the highest? Perhaps you will. Good luck!

fair

council

voting

elect

constitution

eliminated

Taoiseach

councillors

good

register

democracy

cabinet

chanted

pressed

secretary

attend



national

department

GP

get

chairperson



Score: _____ points

NAME: _____ DATE: _____

CSPE: An introduction to democracy, elections and voting

Language Level: All
Type of activity: Individual
Suggested time: 30 minutes

Vocabulary

Find these vocabulary items in your textbook.

Then write a short sentence in your own words using each word.

ballot _____

counting _____

voter _____

system _____


between _____

council _____

committee _____

president _____

What does it mean when we say, 'keep an eye on'.?
Can you use this expression in a sentence?




Have you ticked this activity on your Learning Record?

List some different situations where you can find:

a president _____

a committee _____

a member _____

an election _____

a council _____

a chairperson _____

NAME: _____ DATE: _____

CSPE: An introduction to democracy, elections and voting

Alphaboxes

Using your textbook, find **one** word beginning with each of the letters of the alphabet. Write the word in the relevant box. You could also write the word in your own language.

a	b	c
d	e	f
g	h	i
j	k	l
m	n	o
p	q	r
s	t	u
v	w	xyz

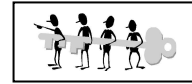
Do you understand all these words?



Get your teacher to check this, then file it in your folder so you can use it in the future.

NAME: _____ DATE: _____

CSPE: An introduction to democracy, elections and voting



Word Search

Find the words in the box below.

Z D
B I L L
K H D Q A X
B F I S S U E S
G Z T V O T I N G P
D E M O C R A C Y F O T
P J E L E C T E D Q U O T A
L I F T G M V P R E S I D E N T
C I C O N S T I T U E N C Y Y X X A
R G O V E R N M E N T T A L D A I L G P
B A L L O T B P O L I T I C A L A G I T
M E E T I N G S F C A N D I D A T E
C O M M I T T E E L E C T I O N
S E A N A D A T V O T E S I
C O N S T I T U T I O N
M B S V Z P A R T Y
P A R T I E S S
K P O L L T
M T Z F
B Q

BALLOT BILL CANDIDATE COMMITTEE CONSTITUENCY CONSTITUTION DAIL DEMOCRACY ELECTED	ELECTION GOVERNMENT ISSUES MEETINGS PARTIES PARTY POLITICAL POLL PRESIDENT	QUOTA SEANAD VOTES VOTING
--	--	------------------------------------

NAME: _____ DATE: _____

CSPE: An introduction to democracy, elections and voting

Play Snap

Make Snap cards with 2 sets of the same keywords. See *Notes for teachers* for ideas about how to use the cards.



cabinet	cabinet
lobby	lobby
candidate	candidate

NAME: _____ DATE: _____

CSPE: An introduction to democracy, elections and voting

legislation	legislation
politics	politics
democracy	democracy

NAME: _____ DATE: _____

CSPE: An introduction to democracy, elections and voting

bill	bill
polling station	polling station
register	register

NAME: _____ DATE: _____

CSPE: An introduction to democracy, elections and voting

electorate

electorate

to vote

to vote

councillor

councillor

NAME: _____ DATE: _____

CSPE: An introduction to democracy, elections and voting

Answer key

Odd One Out = cat, blue, pencil, blue

Letter Scramble = president, electorate, Taoiseach, amendments

Secret Code = politics

Completing Text =

In order to vote in an election a person must be 18 years of age and their name must be on the Register of Electors. A person can register at a local post office, Garda Station or local authority office. If a person is registered to vote, they will receive a polling card in the post a few days before an election. The purpose of polling cards is to allow a person to be identified when they go to vote and to make sure that they only vote once. To try to vote more than once is an offence.

At the polling station, which is usually a local primary school, a ballot paper is given to each person who arrives to vote. Care is needed when filling out a ballot paper because if it is not filled out properly it means the vote will not count, i.e. it will be a spoiled vote.

(Impact!, page 98)

Multiple Choice = c, b, d, a, a

Grammar Points = council, constitution, Taoiseach, councillors, register (*can also be a verb*), democracy, cabinet, secretary, department, GP, chairperson

NAME: _____ DATE: _____

CSPE: An introduction to democracy, elections and voting

Word Search:

Ⓜ

Z D
B I L L
K H D Q A X
B F I S S U E S
G Z T V O T I N G P
D E M O C R A C Y F O T
P J E L E C T E D Q U O T A
L I F T G M V P R E S I D E N T
C I C O N S T I T U E N C Y Y X X A
R G O V E R N M E N T T A L D A I L G P
B A L L O T B P O L I T I C A L A G I T
M E E T I N G S F C A N D I D A T E
C O M M I T T E E L E C T I O N
S E A N A D A T V O T E S I
C O N S T I T U T I O N
M B S V Z P A R T Y
P A R T I E S S
K P O L L T
M T Z F
B Q